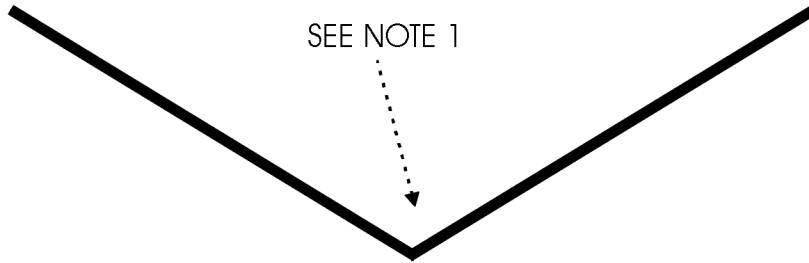


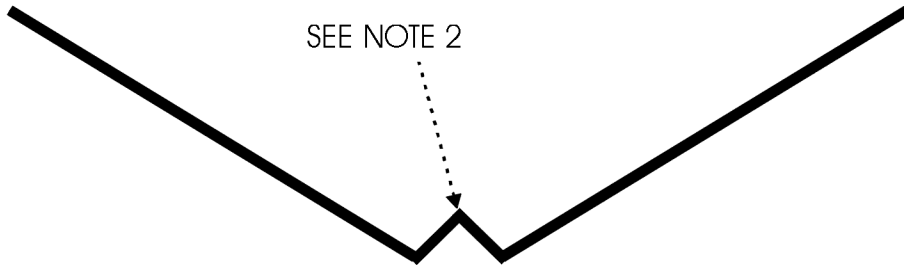
"V" VALLEY

MAT: _____
COL: _____
LF: _____
18" or 24"




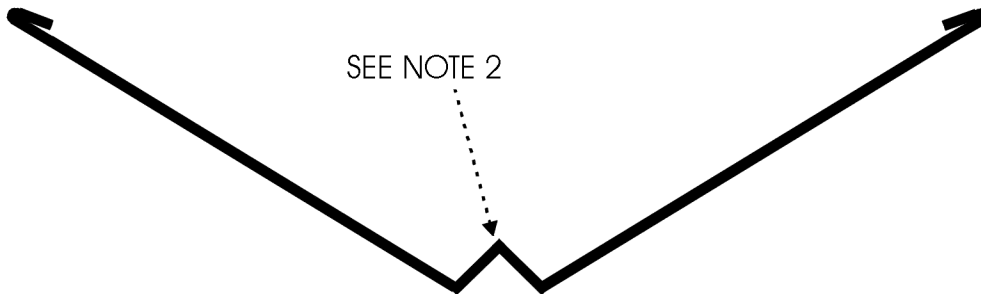
"W" VALLEY

MAT: _____
COL: _____
LF: _____
18" or 24"



"W" VALLEY W/TILE

MAT: _____
COL: _____
LF: _____
18" or 24"



QUALITY SHEET METAL ON TIME

NOTE 1 45 DEG OR _____
NOTE 2 90 DEG OR _____

COMPANY: _____
CONTACT: _____
PH#: _____
JOB: _____
NOTES: _____

PHONE: 206 633-0360
FAX: 206 633-0129

BD TECH _____ ORDER DATE _____ FINISH DATE _____